



**Siem Offshore Inc.
Presentation First Quarter 2020**

Disclaimer

This presentation includes and is based, inter alia, on forward-looking information and statements that are subject to risks and uncertainties that could cause actual results to differ. Such forward-looking information and statements are based on current expectations, estimates and projections about global economic conditions, the economic conditions of the regions and industries that are major markets for Siem Offshore (“SIOFF”) and its subsidiaries. These expectations, estimates and projections are generally identifiable by statements containing words such as "expects", "believes", "estimates" or similar expressions. Important factors that could cause actual results to differ materially from those expectations include, among others, economic and market conditions in the geographic areas and industries that are or will be major markets for the Siem Offshore businesses, oil prices, market acceptance of new products and services, changes in governmental regulations, interest rates, fluctuations in currency exchange rates and such other factors as may be discussed from time to time. Although Siem Offshore believes that its expectations and the information in this Presentation were based upon reasonable assumptions at the time when they were made, it can give no assurance that those expectations will be achieved or that the actual results will be as set out in this Presentation. Siem Offshore nor any other company within the group is making any representation or warranty, expressed or implied, as to the accuracy, reliability or completeness of the information in the Presentation, and neither Siem Offshore, any other company within the group nor any of their directors, officers or employees will have any liability to you or any other persons resulting from your use of the information in the Presentation. Siem Offshore undertakes no obligation to publicly update or revise any forward-looking information or statements in the Presentation.

There may have been changes in matters which affect Siem Offshore subsequent to the date of this presentation. Neither the issue nor delivery of this presentation shall under any circumstance create any implication that the information contained herein is correct as of any time subsequent to the date hereof or that the affairs of Siem Offshore has not since changed, and Siem Offshore does not intend, and does not assume any obligation, to update or correct any information included in this presentation. The contents of this presentation are not to be construed as legal, business, investment or tax advice. Each recipient should consult with its own legal, business, investment and tax adviser as to legal, business, investment and tax advice. This presentation is subject to Norwegian law, and any dispute arising in respect of this presentation is subject to the exclusive jurisdiction of the Norwegian courts.

Highlights First Quarter 2020

Market Highlights

- Challenging OSV market globally
- Low charter rates and utilization for large AHTS vessels in the North Sea and Asia Pacific .

Operational Highlights

- Average utilization of 75% of the SIOFF fleet in Q1
- Safe and efficient operations in all regions
- Contract Backlog at end of Q1 of MUSD 589

Financial Highlights

- Reached an agreement with effect from 31 March 2020 and until 15 May 2020 with the secured lenders in Europe and Norway to provide time to secure a financing solution under the assumptions that the market will remain depressed for several years. Discussion with the lenders for an extended agreement is ongoing.

Highlights First Quarter 2020

Contracts Awards

- Agreed a contract for a ten-wells drilling campaign for the dual fuel Platform Supply Vessel “Siem Symphony”, with an estimated duration of up to 600 days plus options.
- Agreed a 18-weeks firm contract with options for the vessel “Siem Stingray”.

Subsequent Events

- New employment for two Offshore Subsea Construction Vessels.
 - Awarded a 80-days firm contract for the vessel “Siem Dorado” for work offshore US East coast.
 - Commenced 180-days work under existing frame agreement with Subsea7 for the vessel “Siem Spearfish” commencing the work 1st April 2020.

Financial Review First Quarter 2020



Financial Review First Quarter 2020

- Good operational performance within all main segments (PSV, AHTS, OCSV and WIV)
- At 31 March 2020, the fleet consists of 33 offshore vessels (2019: 36)
- Five vessels in lay-up by the end of the quarter
- Q1 2020: Revenue MUSD 52.8 (Q1 2019: MUSD 69.3)
- Q1 2020: EBITDA MUSD 10.4 (Q1 2019: MUSD 22.0)
- Contract Backlog at end of Q1 of MUSD 589

Income Statement First Quarter 2020

	2020	2019
(Amounts in USD millions)	1Q	1Q
	Unaudited	Unaudited
Operating revenue	52,8	69,3
Operating expenses	(37,2)	(42,0)
Administrative expenses	(5,2)	(5,3)
Operating margin [1]	10,4	22,0
Operating margin %	20 %	32 %
Depreciation and amortisation	(20,9)	(26,9)
Impairment of vessels and receivables	-	-
Gain (Loss) on sale of assets	0,3	1,8
Gain on sale of interest rate derivatives (CIRR)	-	0,1
Gain (Loss) on FX forward contracts [2]	(14,9)	0,1
Operating profit (loss)	(25,0)	(2,9)
Financial Income	1,6	0,2
Financial Expenses	(19,3)	(16,7)
Net currency gain (loss) on revaluation	18,8	(4,6)
Net financial items	1,1	(21,1)
Result from associated companies	0,2	(0,1)
Profit before tax	(23,8)	(24,1)
Income tax provision	(0,1)	0,0
Net Loss from continuing operations	(23,8)	(24,1)
Net profit (loss) from discontinued operations	-	-
Net profit (loss)	(23,8)	(24,1)
Attributable to non-controlling interest	(4,2)	(3,9)
Result Attributable to shareholders	(19,7)	(20,2)
Earnings per share [3]	(0,02)	(0,02)
Average nos. of shares outstanding (000's)	934 739	942 021
Average nos. of shares outstanding, diluted (000's)	1 202 335	1 202 335

[1] Operating revenue less operating expenses

[2] Revaluation of off-balance sheet currency contracts entered into in order to hedge operating expenses in non-USD currencies

[3] Net profit (loss) / Average number of shares outstanding (diluted)

Segments Operating Revenue and Margin

- 1Q 2020

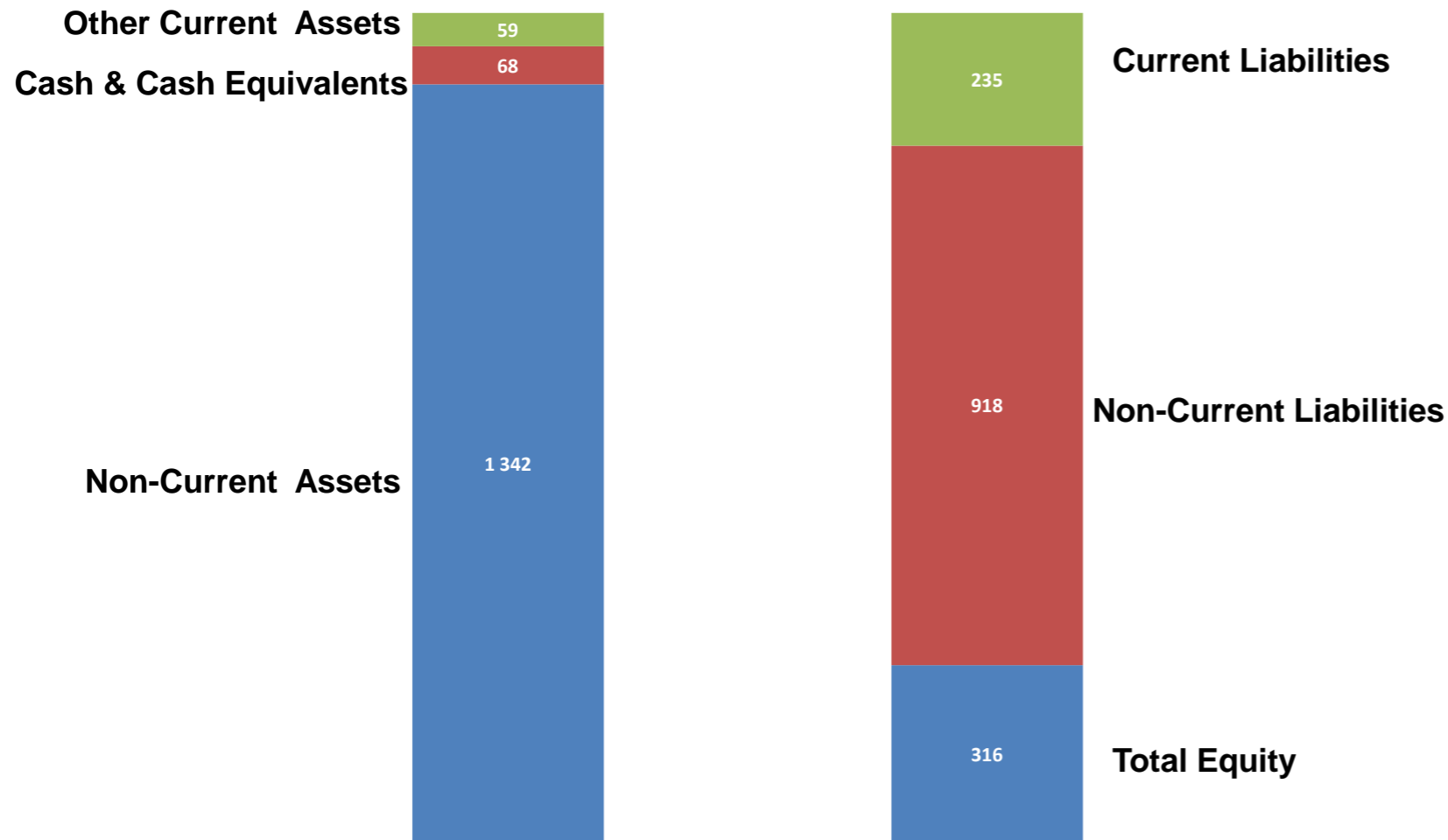
(Amounts in USD million)	1Q-2020				1Q-2019			
	Operating revenue	Operating expenses	Operating margin	Operating margin %	Operating revenue	Operating expenses	Operating margin	Operating margin %
PSVs	8,4	(6,5)	2,0	23 %	15,3	(8,6)	6,8	44 %
OSCVs and WIVs	22,3	(8,8)	13,5	61 %	24,3	(12,2)	12,1	50 %
AHTS vessels	6,4	(13,1)	(6,7)	-104 %	10,2	(12,3)	(2,1)	-20 %
Brazilian fleet	4,6	(2,2)	2,4	52 %	5,2	(2,9)	2,4	45 %
Canadian fleet	3,8	(2,0)	1,7	46 %	7,2	(3,8)	3,4	48 %
Scientific Core drilling	7,1	(5,1)	2,0	28 %	6,9	(2,8)	4,1	60 %
Other, I/C eliminations	0,1	0,5	0,7		0,2	0,4	0,6	
Total OSV Segment	52,8	(37,2)	15,6	30 %	69,3	(42,1)	27,3	39 %
G&A		(5,2)	(5,2)	-		(5,3)	(5,3)	
Total	52,8	(42,4)	10,4	20 %	69,3	(47,4)	22,0	32 %

[1] Brazilian fleet include Oil Spill Recovery Vessels and Fast Supply and Crew Vessels

[2] Canadian fleet include four Canadian owned vessels and one vessel on Bareboat

Financial Position as of 31 March 2020

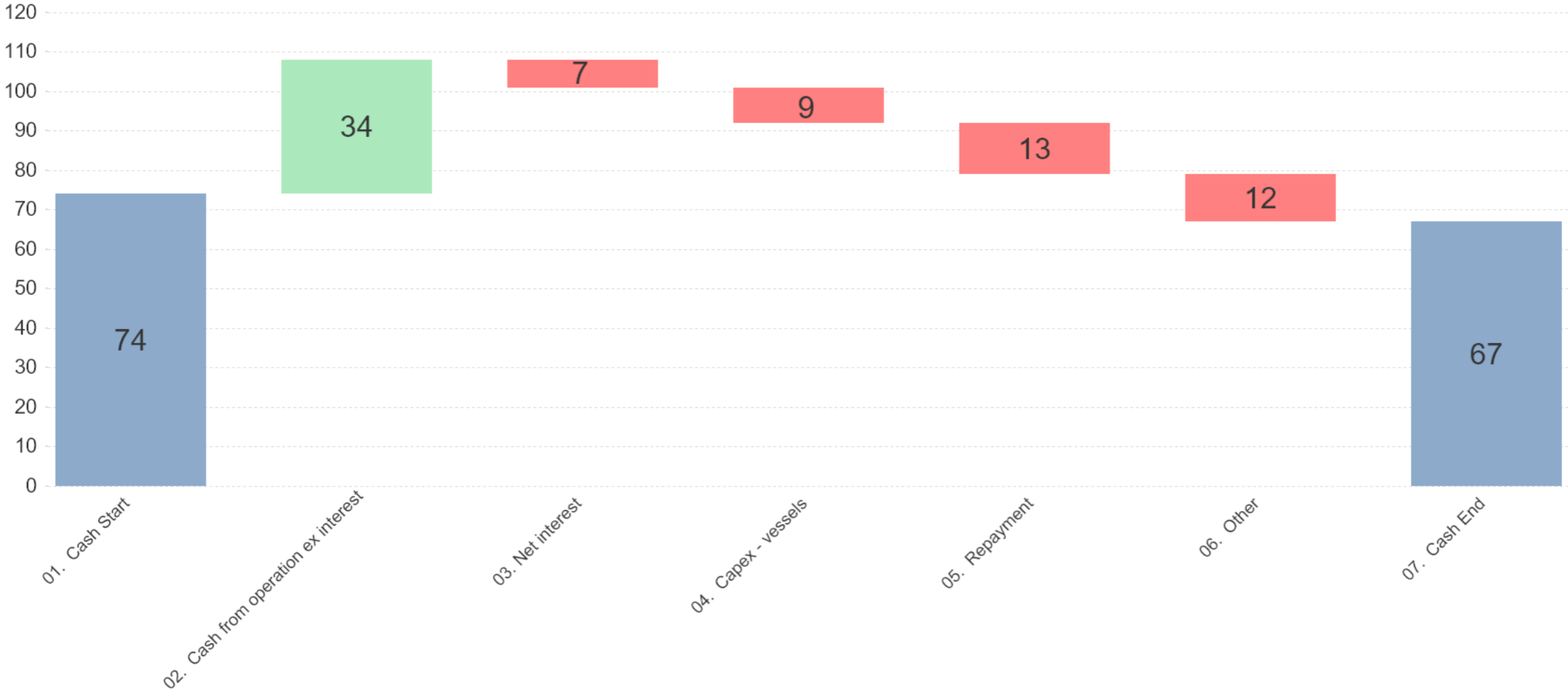
(Amounts in USDm)



- Book equity ratio of ~ 22% after adjusting for offsetting CIRR as asset and liability.
- Cash and cash equivalents of approx. USD 68 million as of 31 March 2020.
- Gross interest bearing debt as of 31 March 2020 of USD 981 million.
- The Company has made principal repayments of USD 13 million in 1Q 2020

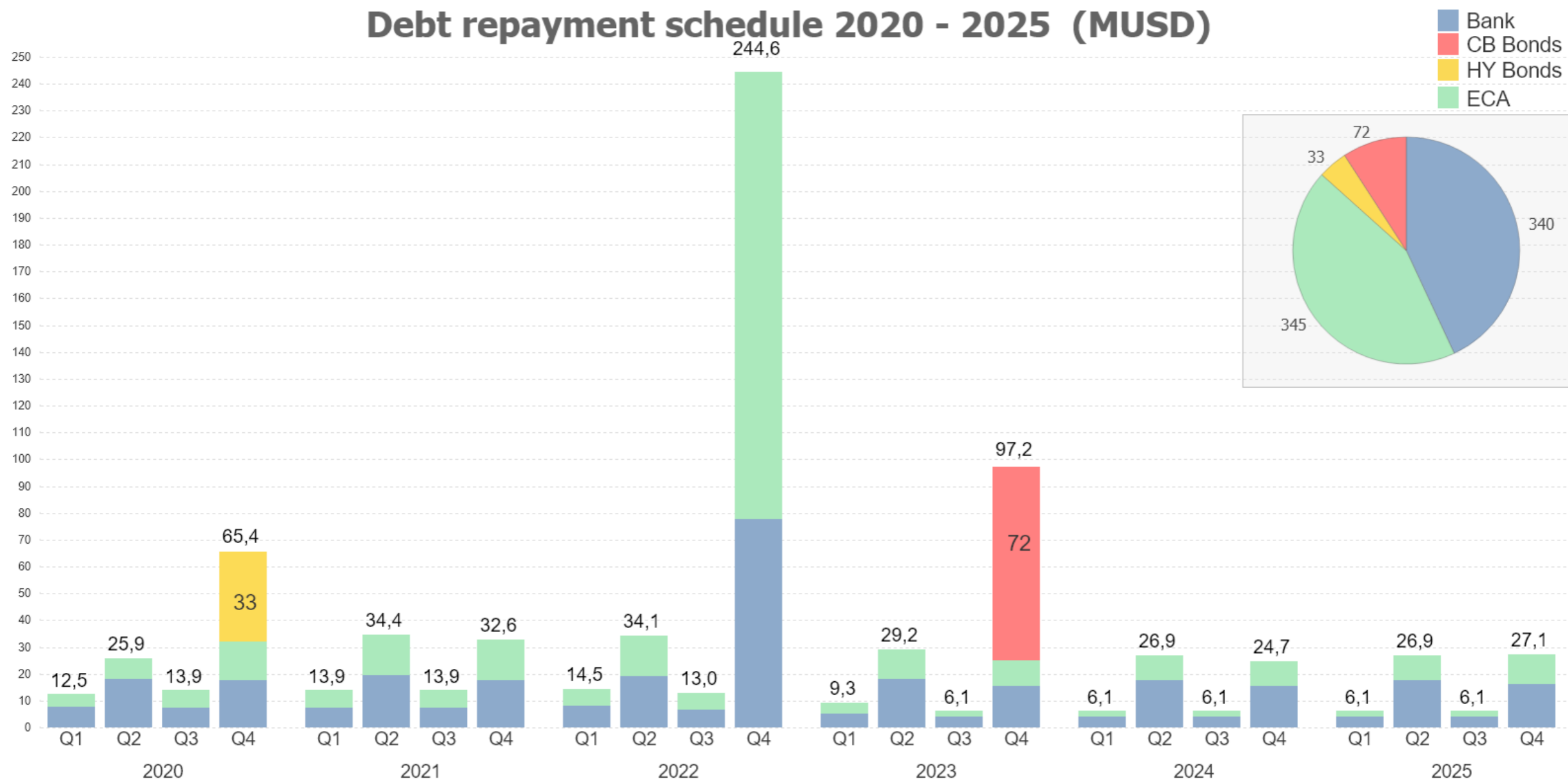
Cash Flow as of 2020

Changes in Cash



Debt maturity profile 2020 to 2025

Debt repayment schedule 2020 - 2025 (MUSD)



Balloons falling due in Q4 2022: 242 MUSD

- Reached a short term agreement with the secured lenders for deferral and suspension of principal and interest and waiver of financial covenants until 15 May 2020
- The Company has discussions ongoing with the secured lenders for a longer agreement

Employment and Contract Backlog



The Fleet – Modern and High-End

The Siem Offshore Group – 33 vessels in operation

OSV Segment

AHTS¹⁾ 10



- 28 000 BHP, bollard pull ~300te.
- Average age of 10 years.

OSCV 4



- ROV & crane, moonpool.
- Average age of 7 years.

PSV 7



- PSVs from ~ 3,500 – 5,500 dwt.
- Average age of 7 years.

Smaller Brazilian 5



- OSRV, FSV, FCV.

Canadian flagged 3



- Canadian flagged vessels.
- Harsh-weather fleet.

WIV 2



- Well Intervention Vessels
- Average age of 4 years.

Other Segment

JOIDES Resolution



- A scientific core sampling research vessel with a mission to explore the Earth below the oceans of the world in order to investigate the origin and the evolution of the Earth.
- DP, non-riser drilling/core vessel.

Big Orange²⁾



- 1 x Well-stimulation vessel.

- Vessel Management for three offshore vessels owned by Siem Industries related companies.

Geographical Footprint

- Siem Offshore has Local Presence in Key Markets



OSV Segments

- Employment for vessels in operation as of 31 March 2020

Vessel	Type	Ownership	2020			2021				2022			
			2Q	3Q	4Q	1Q	2Q	3Q	4Q	1Q	2Q	3Q	4Q
Siem Hanne 1)	PSV	100 %											
Siem Atlas	PSV	100%	Contract	Contract option	Contract option								
Siem Giant	PSV	100%	Contract	Contract option	Contract option								
Siem Symphony	PSV	100%			Contract	Contract	Contract	Contract	Contract	Contract	Contract	Contract option	Contract option
Siem Pride	PSV	100%	Contract	Contract	Contract	Contract	Contract	Contract	Contract	Contract	Contract	Contract	Contract
Siem Thiima	PSV	100%	Contract	Contract	Contract	Contract	Contract	Contract	Contract	Contract	Contract	Contract	Contract
Siem Pilot	PSV	100%	Contract	Contract	Contract	Contract	Contract	Contract	Contract	Contract	Contract	Contract	Contract
Siem Helix 1	WIV	100%	Contract	Contract	Contract	Contract	Contract	Contract	Contract	Contract	Contract	Contract	Contract
Siem Helix 2	WIV	100%	Contract	Contract	Contract	Contract	Contract	Contract	Contract	Contract	Contract	Contract	Contract
Siem Dorado	OSCV	100%	Contract	Contract	Contract								
Siem Barracuda	OSCV	100%	Contract	Contract	Contract option								
Siem Spearfish 1)	OSCV	100%	Contract	Contract	Contract								
Siem Stingray	OSCV	100%	Contract	Contract	Contract option								
Siem Pearl	AHTS	78%											
Siem Emerald 1)	AHTS	78%											
Siem Sapphire	AHTS	78%	Contract	Contract	Contract	Contract	Contract option	Contract option	Contract option	Contract option	Contract option	Contract option	Contract option
Siem Aquamarine	AHTS	78%	Contract	Contract	Contract	Contract	Contract option	Contract option	Contract option	Contract option	Contract option	Contract option	Contract option
Siem Ruby	AHTS	78%											
Siem Topaz	AHTS	78%											
Siem Diamond	AHTS	78%											
Siem Amethyst	AHTS	78%	Contract	Contract	Contract	Contract	Contract option	Contract option	Contract option	Contract option	Contract option	Contract option	Contract option
Siem Garnet	AHTS	78%											
Siem Opal	AHTS	78%											

1) Siem Hanne, Siem Emerald and Siem Spearfish are currently placed into lay-up

Contract
 Contract option
 Spot work



OSV Segment

- Employment for vessels in operation (con't)

Vessel	Type	Ownership	2020			2021				2022			
			2Q	3Q	4Q	1Q	2Q	3Q	4Q	1Q	2Q	3Q	4Q
Siem Commander 2)	AHTS	0%	Contract										
Avalon Sea	AHTS	100%	Contract	Contract	Contract	Contract	Contract						
Venture Sea 1)	AHTS	100%											
Siem Caetes 3)	FSV	100%	Contract	Contract	Contract	Contract	Contract	Contract	Contract	Contract	Contract	Contract	Contract
Siem Maragogi	OSRV	100%	Contract	Contract	Contract	Contract	Contract	Contract	Contract	Contract	Contract	Contract	Contract
Siem Marataizes	OSRV	100%	Contract	Contract	Contract	Contract	Contract	Contract	Contract	Contract	Contract	Contract	Contract
Siem Piata	FCV	100 %	Contract	Contract									
Siem Pendotiba 1)	FCV	100%											
Big Orange XVIII	WSV	41 %	Contract	Contract	Contract	Contract	Contract	Contract	Contract	Contract	Contract	Contract	Contract
Joides Resolution		100%	Contract	Contract	Contract	Contract	Contract	Contract	Contract	Contract	Contract	Contract	Contract

- 1) Venture Sea and Siem Pendotiba are currently placed into lay-up
- 2) Siem Commander is on a bareboat from Siem Oil Service Invest AS, a related party
- 3) Siem Caetes is on a 3-years Bareboat contract

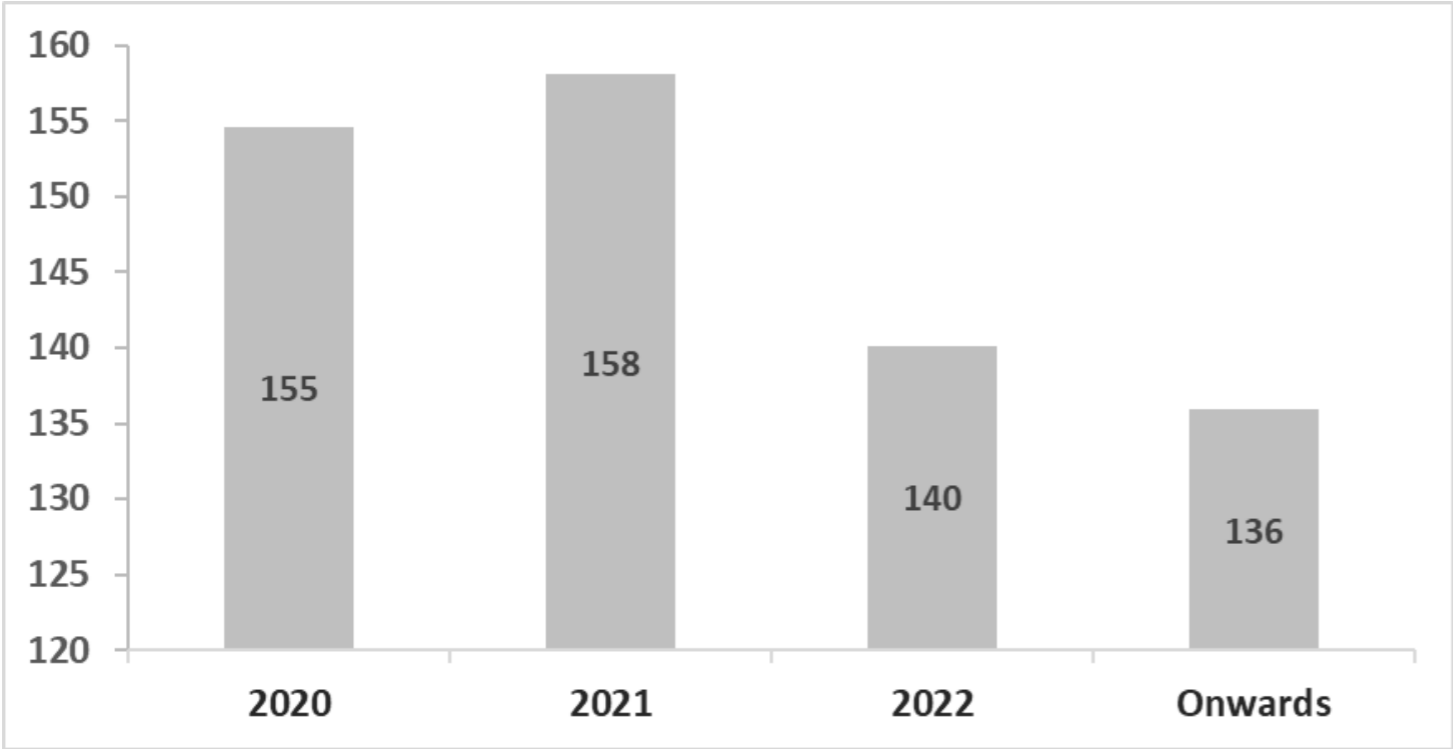
Contract
 Contract option
 Spot work



Contract Backlog

- Approximately USD 589 million of Firm Contract Backlog as of 31 March 2020

Firm contract backlog for OSVs and Joides Resolution



- Firm contract backlog for the OSV segment and the Joides Resolution of USD 589 million.
 - 2020 - USD 155 million
 - 2021 - USD 158 million
 - 2022 - USD 140 million
 - 2023 and onwards - USD 136 million



Market First Quarter 2020

The OSV market was relatively quiet in Q1. The sudden development of COVID-19 and declining oil price has limited the normal market build up towards spring, resulting in continued low utilization and low charter rates for all segments within the OSV market.

PSV (+900m2)

As expected we experienced a slight dip in activity resulting in reduced charter rates for the winter period.

AHTS (+20.000 BHP)

Still a volatile world-wide market and term contracts are still more or less non-existing. The spot market in the North Sea and in all other regions was challenging with low utilization and charter rates.

Offshore Construction (+250 mt crane)

Demand for offshore construction vessels within Oil & Gas and Renewable segments experienced reduced demand throughout the quarter, resulting in increased availability of vessels.

Outlook

The previous positivism of an increase in upcoming drilling activity for 2020, has been turned into negativity, based on CAPEX-cuts from all operators in the wake of the collapse in oil price and challenges imposed by the COVID-19 pandemic.

The uncertainty is high in relation to which projects will be completed, put on hold or, in worst case, cancelled. Several drilling campaigns are already confirmed to be cancelled, and more are expected to follow.

The Subsea/Renewables vessel market which normally prepares for its busiest season from spring, has also as expected been quiet in the first quarter. The abundance of long-term opportunities continue, however the market norm, where obtainable short term spring/summer opportunities are fixed towards the end of the first quarter, now finds itself in a state where a majority of these contract decisions are delayed due to COVID-19. This results in a downward spiral where owners are underbidding each other towards unsustainable rate levels as time passes without firm backlog ahead.

The outlook for 2020 has in short changed from partly positive to negative for the next year, with oversupply of vessels in all segments and regions

Q&A



Presented by
Bernt Omdal - CEO
Dagfinn B Lie - CFO